

# Community for Learning & Innovation

EAIE 2023 partner day  
Online education

25 September 2023


The Erasmus logo is a stylized, handwritten-style script of the word "Erasmus" in black, located in the bottom right corner of the image. The background of the entire image features a network of interconnected nodes and lines, with a dark green diagonal shape in the bottom left corner.

# Welcome!



# Community for Learning & Innovation

Core team



We aim to contribute to our university's goal of realizing future-oriented education • We inform, involve, connect, and support our EUR community



Endless



# ErasmusU\_Online

- Integral part of the EUR's Strategy2024: future-oriented education
- Setting up accredited online (pre)master programmes and online courses together with the schools
- Online counterpart of the current on-campus programmes: same degree, same programme, same assessment
- Reaching out to new audiences such as life-long learners and students who cannot come to campus



# Statements

Everyone please come down and join us at the stage.

Let's play a game:

**Do you agree or disagree?**

STRONGLY  
DISAGREE

DISAGREE

SOMEWHAT  
DISAGREE

SOMEWHAT  
AGREE

AGREE

STRONGLY  
AGREE



## Statement #1

“Dutch universities should use Dutch as the only language in their bachelor programs”

The logo for Erasmus University, featuring the word "Erasmus" in a stylized, cursive script.

## Statement #2

“Universities should expand their offering of online only courses”

The Erasmus logo, featuring the word "Erasmus" in a stylized, cursive script.



## Statement #3

“Online education is as effective in transferring knowledge as physical education”

*Erasmus*

# Studio tour



# Challenges



# Challenge #1

## Active learning

How would you make sure students are actively contributing to the online course?

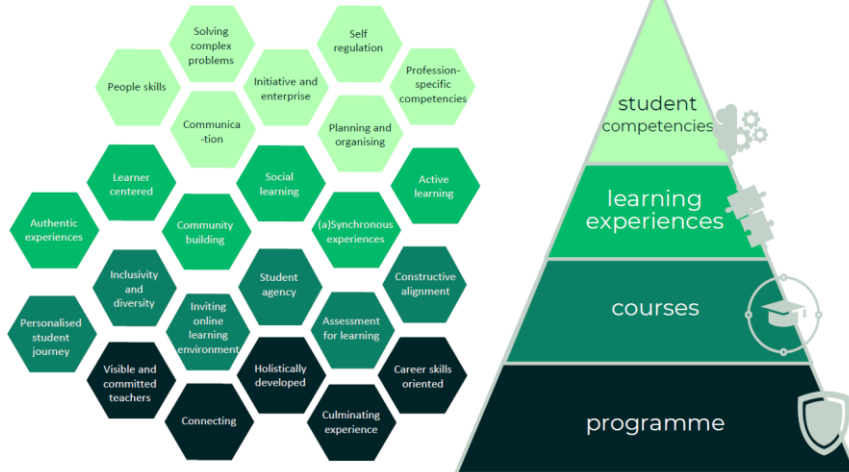


# Challenge #1 Active learning

How do we tackle this at EUR?

- We offer teachers a **didactic prototype** focusing on activating and engaging education to specifically design their education for online

EU\_O prototype: didactic building blocks




Erasmus



# Challenge #1 Active learning

## How do we tackle this at EUR?

- We offer teachers a didactic prototype focusing on activating and engaging education to specifically design their education for online
- TeachEUR: inspire teachers with **teaching activities** to design more varied and interactive education



### Looking for ways to design more interactive education?

Whether you're teaching on campus or online, get inspired by these teaching activities and add your own twist to them. For some more fresh ideas, keep an eye on teachEUR! You will find many new teaching activities here in the coming month.

Did you try something new (online) or have you developed a great adaptation of an existing teaching activity? [Please send these to us](#) to make sure that your teaching activity takes pride of place on teachEUR.

Follow us on [Facebook](#) and [LinkedIn](#) to stay informed about new teaching activities.

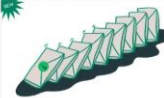
Filters

| Activity Goal            | When               | Duration     | Where        | Group size |        |
|--------------------------|--------------------|--------------|--------------|------------|--------|
| Activate prior knowledge | Assess             | In class     | < 10 minutes | Hybrid     | Small  |
| Brainstorm               | Exchange knowledge | Post class   | < 30 minutes | Offline    | Medium |
| Get to know each other   | Practice skills    | Pre class    | < 60 minutes | Online     | Large  |
| Recap / Summarize        | Reflect            | > 60 minutes |              |            |        |

What are you looking for?

Search

63 results



#### Chain notes >

Students take turns enriching the answer to a question.



#### Idea generator >

Come up with more ideas with random words!



#### Shopping list >

Students write down for themselves a list of what they need for the upcoming lesson, course or future.

# Challenge #2

## Social connection

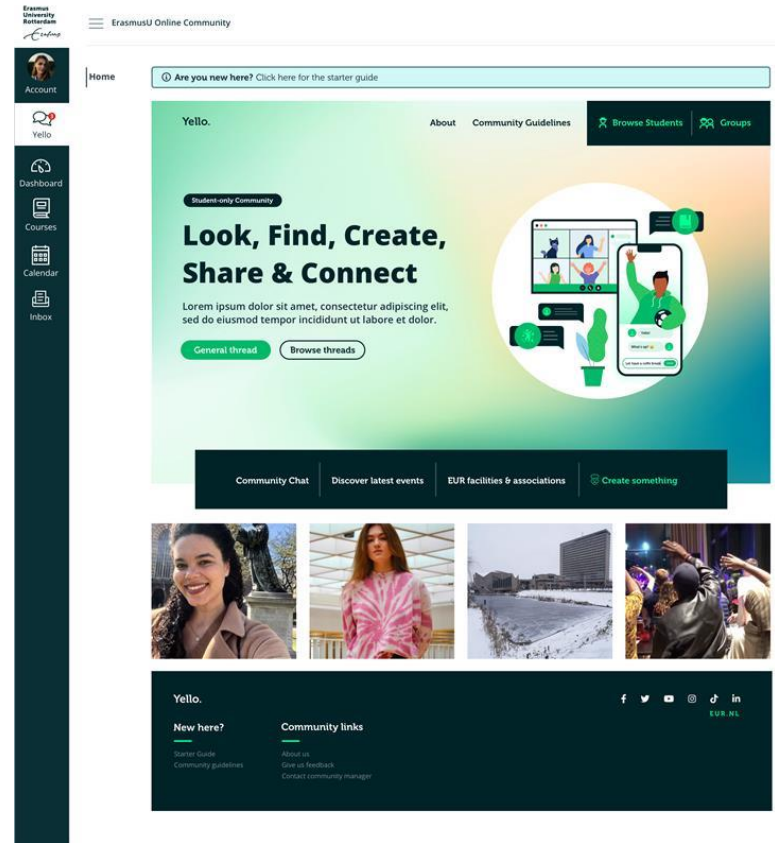
How would you take care of the social connection between students?



# Challenge #2 Social connection

How do we tackle this at EUR?

- With our **social platform** Yello, to be found within Canvas (our learning management system)



# Challenge #2 **Social connection**

## How do we tackle this at EUR?

- With our social platform Yello, to be found within Canvas (our learning management system)
- Within the **design** of our courses and programmes
  - Teachers staying online for a chat/questions afterwards
  - Q&A sessions
  - Special online coordinator



# Challenge #3

## Inclusion

How would you reach out to /  
engage with new audiences?





# Challenge #3 Inclusion

How do we tackle this at EUR?

- **Connect** teachers and marketing & communication colleagues within the faculties from the start



*Erasmus*

# Challenge #3 Inclusion

## How do we tackle this at EUR?

- Connect teachers and marketing & communication colleagues within the faculties from the start
- MicroLab (short, online how-to modules about specific educational issues) **culturally inclusive classroom**

Community for Learning & Innovation  
MicroLab calendar  
January

Sign up now  
[www.eur.nl/microlabs](http://www.eur.nl/microlabs)

● Online ● Webinar  
○ On campus

|         |               |  |   |
|---------|---------------|--|---|
| Tues 10 | 13.00 – 16.00 | How to engage your students with Storytelling and Theatre Skills | ○ |
| Wed 11  | 14.30 – 16.00 | How to create a culturally inclusive classroom                   | ○ |
| Wed 11  | 09.30 – 12.30 | Impact-driven education  | ● |
| Mon 16  | 09.30 – 12.30 | How to supervise thesis students                                 | ● |
| Tue 17  | 13.00 – 16.00 | How to activate students in small groups                         | ● |
| Tue 17  | 13.00 – 14.00 | How to visualize your content                                    | ● |
| Tue 17  | 15.30 – 16.30 | How to analyze and evaluate your assessment                      | ● |
| Thur 19 | 13.00 – 17.00 | How to integrate Virtual Exchange in your course                 | ● |
| Mon 23  | 13.00 – 16.00 | How to lecture with impact                                       | ○ |
| Tue 24  | 09.30 – 12.30 | How to design impact-driven education                            | ○ |
| Thur 26 | 13.00 – 16.00 | How to integrate formative assessment in your course             | ○ |

# Challenge #3 Inclusion

## How do we tackle this at EUR?

- Connect teachers and marketing & communication colleagues within the faculties from the start
- MicroLab (short, online how-to modules about specific educational issues) culturally inclusive classroom
- UNIC Handbook **Virtual Exchange**

3 Mobility settings

## What is Virtual Exchange?

**GOAL 1** Academic exchange

**GOAL 2** Development of key competences

**GOAL 3** Inclusive mobility

**GOAL 4** Support for responsible global citizenship

Virtual Exchange is a form of virtual mobility characterised by particularly intensive interaction between teachers and students across the border of at least two countries.

**Story from the field**

The six key elements of Virtual Exchange are:

- 1 Partnerships** [READ MORE](#)  
TIPS 1 2 3 4 5 6
- 2 Tasks** [READ MORE](#)  
TIPS 1 2 3 4 5 6 7 8
- 3 Technology** [READ MORE](#)  
TIPS 1 2 3 4 5
- 4 Mentoring and support** [READ MORE](#)  
TIPS 1 2 3 4 5 6
- 5 Integration** [READ MORE](#)
- 6 Recognition** [READ MORE](#)

10 steps to organise virtual exchange 1 2 3 4 5 6 7 8 9 10

33 | UNIC Handbook on Physical and Virtual Mobility

# Challenge #4

## Teacher motivation

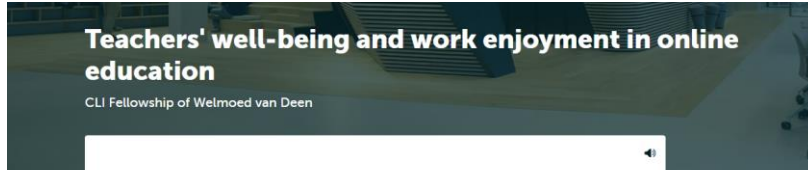
How would you make sure your teachers get energy from teaching in an online setting?



# Challenge #4 **Teacher motivation**

## How do we tackle this at EUR?

- CLI Fellowship of Welmoed van Deen about teachers' **well-being and work enjoyment** in online education
  - Toolset with teaching activities to connect teachers
  - Social network for shared learning



Thursday 1 Sep 2022, 13:00 General

The Community for Learning & Innovation (CLI) gives lecturers from Erasmus University Rotterdam (EUR) the opportunity to apply for a [fellowship](#). With this fellowship, they research educational innovation, or carry out an educational project.  
On this page you can read more about the CLI Fellowship of Welmoed van Deen (ESHPM) about teachers' well-being and work enjoyment in online education.





# Challenge #4 **Teacher motivation**

How do we tackle this at EUR?

- CLI Fellowship of Welmoed van Deen about teachers' well-being and work enjoyment in online education
  - Toolset with teaching activities to connect teachers
  - Social network for shared learning
- We involve our teachers from the start of the designs and offer them **educational support**



# On-campus and online: best of both worlds

- The regular EUR programmes are here to stay
- ErasmusU\_online offers the best of both worlds for new groups of students, and current students
- Full attention to the student experience in the design of online education: how can we help our students feel at home?
- Online social platform Yello to meet other online students, integrated in Canvas



# Community for Learning & Innovation

Questions?  
[cli@eur.nl](mailto:cli@eur.nl)

25 September 2023

The Erasmus logo is a stylized, handwritten-style script of the word "Erasmus" in black, located in the bottom right corner of the slide. The background of the slide features a network diagram with nodes and connecting lines, and a green diagonal shape in the bottom left corner.