

# Access to the Online Collection

## Detailed Information

### Contents

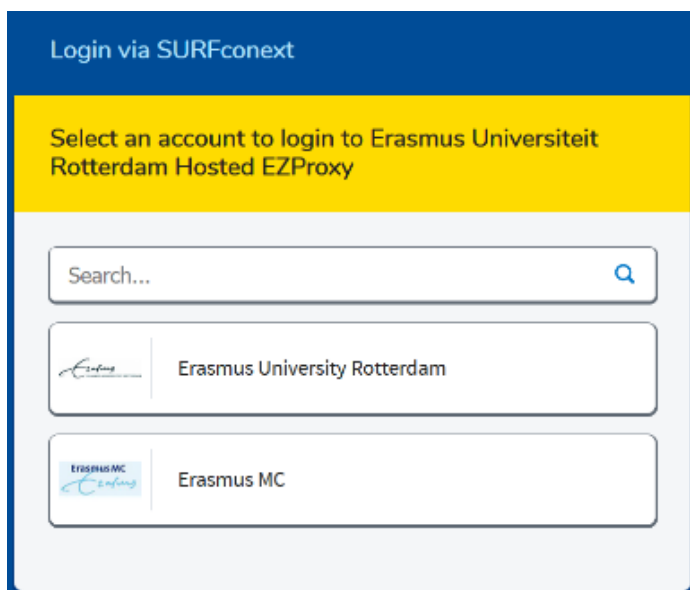
Introduction.....	2
Off-campus access to databases.....	2
Off-campus access to e-content in sEURch.....	3
Off-campus access to e-content in Google Scholar.....	3
Log in using Single sign-on.....	5
Lean Library Access extension.....	5
Add the EZproxy prefix manually.....	6
EZproxy & reference managers.....	6
Not registered.....	6
EduVPN for EUR students and employees using their own devices.....	7
Windows/Android.....	7
macOS/IOS.....	7
VPN for EUR employees: eduVPN or FortiClient.....	7
VPN access to databases and other websites via FortiClient.....	7
List of platforms and publishers' websites configured for SSO.....	8
Clarivate.....	8
EBSCO.....	8
Elsevier.....	8
ProQuest.....	8
PubMed.....	9
Digital Science.....	9
More websites with SSO.....	9

## Introduction

The University Library provides access to e-content in dozens of databases in which you can find scholarly literature. Many of these databases are available only to EUR students and staff because of licensing restrictions. Most databases can only be accessed by using your ERNA-ID. The system used to facilitate off-campus access to the databases is called *EZproxy*.

## Off-campus access to databases

Browse to the [library website](#) on your desktop pc, smartphone or tablet and click on a link to a database. You can find these links on the [Guides by discipline](#) pages or the [A-Z list of databases](#). You'll be asked to choose your institution (Erasmus University Rotterdam or Erasmus MC) and to log in with your ERNA-ID:



The image shows a login interface titled "Login via SURFconext". Below the title is a yellow banner with the text "Select an account to login to Erasmus Universiteit Rotterdam Hosted EZProxy". Underneath the banner is a search bar with the placeholder text "Search..." and a magnifying glass icon. Below the search bar are two selection options, each with a logo on the left and text on the right: "Erasmus University Rotterdam" and "Erasmus MC".

After login, all the databases you visit *within the same browser session* will remain open to you without additional login.

## Off-campus access to e-content in sEURch

EZproxy also works for e-content indexed in sEURch for which the library has a license or subscription.

If you want to access e-content items listed in your search result just click in sEURch on **Sign in**.


Enter your ERNA-ID when prompted.

No special settings or software are required.

The screenshot shows the sEURch search results page. At the top, there is a search bar with the text 'su: Information literacy' and a 'Sign in' button highlighted with a yellow box. Below the search bar, there are navigation options: 'Advanced Search', 'Library Links', 'Search history', and 'Saved Items (0)'. The main content area shows a search result for 'The information-literate historian: a guide to research for history students' by Jenny I. Presnell. The result includes a book cover, author information, publication details (Print Book 2019, Third edition, New York: Oxford University Press, [2019]), and a summary. On the right side, there is an 'Access Options' panel showing that the item is available at Erasmus University Rotterdam University Library, Closed Stacks (for loan), 861 L 17. A 'Place Hold' button is visible at the bottom of the panel.

If you are just interested in accessing one item in your search result look for the orange *View* button (*View eBook* for books or *View PDF* or *View full text* for journal articles) in the item record. Clicking this button will launch the EZproxy authentication process.

### Mastering your PhD : survival and success in the doctoral years and beyond




by [Patricia Gosling](#), [Bart Noordam](#)  
eBook 2006 | [View all editions & formats](#)

Held by: Erasmus University Rotterdam

[View eBook](#)

### Using critical incidents and E-Portfolios to understand the emergent practice of Japanese student-teachers of English



by [J.M. Hall](#), [S.D.C. Townsend](#)  
Article 2017 | Peer-reviewed | No other editions or formats

**Source:** Teaching and Teacher Education v62 (201702): 1-9

This paper argues that resolving cognitive or emotional conflicts experienced in practice can promote student-teacher development and bridge the theory-practice divide. Critical incident (CI... [Read More](#)

Held by: Libraries in the Netherlands

[View full text](#)

## Off-campus access to e-content in Google Scholar

Google Scholar works with publishers of scholarly information to index peer-reviewed papers and other scholarly publications. The blue linked titles in the Google Scholar search result point to commercial full-text versions on publishers' websites.

Using critical incidents and E-Portfolios to understand the emergent practice of Japanese student-teachers of English

FULL-TEXT @ EUR

J.M. Hall, S.D.C. Townsend - Teaching and Teacher Education, 2017 - Elsevier  
... In the next section, we will first introduce the contextual background for this research: the challenge of introducing communicative language teaching (CLT) into Japanese schools, the need for teachers to develop localized practice faithful to CLT principles, and our current ...  
Cite Save

When searching Google Scholar off campus you may encounter a pay wall when you attempt to access the full text.



EUR library subscriptions to e-content do not always link through a publisher's website (the blue linked title in the Google Scholar result) but may go through an agent, or database provider.

To identify EUR library materials available off campus through the EZproxy server you must first set up Library links in your Google Scholar Settings to show FULL TEXT @ EUR links in the Google Scholar search result.

## Set up Library links in Google Scholar

- Go to [Google Scholar](#).  
NB. If Scholar displays in Dutch, click the link **Google Scholar in English** (under the search box).
- Click **Settings** (or, if working on a small screen, the **gear wheel icon**), then **Library links**.
- Type **Erasmus University** into the search box and click the **search icon**.
- **Check** the box at "Erasmus University Rotterdam - FULL-TEXT @ EUR"
- Click **Save**.

Once Library links are activated for Erasmus University Rotterdam, your search result in Google Scholar will display a FULL TEXT @ EUR link for those publications available from the EUR Library.

## Using critical incidents and E-Portfolios to understand the emergent practice of Japanese student-teachers of English

JM Hall, SDC Townsend - Teaching and Teacher Education, 2017 - Elsevier

... In the next section, we will first introduce the contextual background for this research: the challenge of introducing communicative language teaching (CLT) into Japanese schools, the need for teachers to develop localized practice faithful to CLT principles, and our current ...

Cite Save

FULL-TEXT @ EUR

Click the FULL TEXT @ EUR link, log in with your ERNA ID when prompted and access the publication just as you would on campus.

Note: Sometimes you may be required to browse for the specific article in an archive or table of contents. Look for a PDF link to the article.



The screenshot shows the top navigation bar of the Elsevier website with a 'Download PDF' button highlighted in green. Below the navigation bar, the journal title 'Teaching and Teacher Education' is displayed, along with the volume and issue information: 'Volume 62, February 2017, Pages 1-9'. The article title 'Using critical incidents and E-Portfolios to understand the emergent practice of Japanese student-teachers of English' is prominently featured, followed by the authors' names: 'J.M. Hall' and 'S.D.C. Townsend'.

## Log in using Single sign-on

You can log in to a platform or publisher's website using Single sign-on (SSO). For example, Clarivate, EBSCO and Elsevier are configured for Single sign-on.

See the full list of platforms and websites configured for using Single sign-on at the end of this document.

Look for the log in option on the website and select Institutional Login or a variation on this. You will be prompted to log in with your ERNA or ErasmusMC account. Account name and password are checked by the library but not passed on to the website.

Why should you use Single sign-on? If you use a website frequently you can benefit from personalization features. You will also be authorised to access the licensed content of our library.

Is privacy preserved? Yes. When you log in, only a pseudonym identifier is exchanged to the publisher. Based on that you can create a personal profile (even a pseudonymous one) which you can use to store your favourites, searches, etc.

Read more about privacy at the end of this document in chapter [List of publishers and websites configured for SSO access](#).

## Lean Library Access extension

If not using the links on the library website or Library links in Google Scholar, you can install the Lean Library Access extension (available for Google Chrome, Firefox, Apple Safari and Opera). Once installed, the extension will notify when you are on a website that contains licensed material.

The Lean Library Access extension is easy to download from: <https://leanlibrary.com/download>

Install the add-on. During installation you are asked to select your library:

- **Select** "Erasmus University Rotterdam (EUR)"
- **Uncheck** "Skip the popup and automate my access."
- Click **Save**

Search for scholarly information on the internet. Click on a search result.

If you visit a website licensed by the EUR, the Lean Library Access pop-up appears and the grey Lean Library Access extension icon in the browser turns green. Click the **Library Access** button in the pop-up and log in with your ERNA account when prompted. You may also see a pop-up with an *Get Article* button or an *ebook available* notification. The EUR has access to the article or the e-book but via a website other than the website you are currently visiting. Click the button or notification to be forwarded and gain access.

Please note: You have to install the extension in every browser you use. If you use multiple browsers or computers, make sure to install the extension for all of those.

Lean Library Access onboarding in 5 steps

<https://www.leanlibrary.com/library-access-onboarding/>

## Add the EZproxy prefix manually

You can manually rewrite your URL to go through the EZproxy server. Just add the EZproxy prefix URL to your original destination URL.

EZproxy prefix of the Erasmus University: <https://eur.idm.oclc.org/login?url=>

For example: <https://www.jstor.org/> with the prefix added becomes:

<https://eur.idm.oclc.org/login?url=https://www.jstor.org/>

Note that your destination URL must begin with http. (http:// https:// https://www. etc.)

## EZproxy & reference managers

Tools like *ReadCube* and *Zotero* offer the option to enter an EZproxy URL to help you access e-resources while you are off-campus.

For ReadCube the URL is: <https://eur.idm.oclc.org/login?url=%@>

For Zotero the schemes are: <http://www.%h.eur.idm.oclc.org/%p>  
and <http://%h.eur.idm.oclc.org/%p>

Please note: this EZproxy URL is not a link resolver, it will authenticate you as an EUR user. It is possible that you will be directed to a website or database the library is not subscribed to. In that case, use sEURch or Google Scholar to locate the article.

## Not registered

If an URL is not registered in our EZproxy server (maybe we don't have a subscription or the publisher doesn't support EZproxy) you'll see the following message:

*To allow [https://\[url\]](https://[url]) to be used in a starting point URL, your EZproxy administrator must first authorize the hostname of this URL in the config.txt file.*

If a link doesn't work and you think that it should work, contact our [information desk](#).

## EduVPN for EUR students and employees using their own devices

For questions or help with installation you can contact the Service Desk: Phone: 010 408 8880.  
Email: [servicedesk@eur.nl](mailto:servicedesk@eur.nl)

Follow the following steps to install eduVPN on your Windows/Android or macOS/iOS device.

### Windows/Android

To be able to use EduVPN you need to download and install the software.

- The software can be found on the [eduVPN website](#)
- Click on tab **Get started**.
- Choose here "for Windows" or "for Android" and follow the steps indicated to complete the installation.

### macOS/iOS

To be able to use EduVPN you need to download and install the software.

- Open the App Store and download the application "eduVPN client".
- Open the application. You will now see "Find your institute" on your screen. Search and select here 'Erasmus University Rotterdam'.
- After this, you will then be automatically forwarded to your browser. Log in here with your ERNA credentials.
- In the next screen you will see the request of eduVPN to use your account information. Agree to this.
- "Erasmus University Rotterdam" has now been added to the eduVPN application under "Institute Access". By clicking on "Erasmus University Rotterdam" EduVPN automatically establishes a connection. When this has been successfully completed, a green symbol appears.

## VPN for EUR employees: eduVPN or FortiClient

EduVPN enables home workers to access certain services (e.g. the Erasmus Self Service Portal) that are normally only available from EUR. FortiClient is available on @wEURK laptops and offers access to all EUR IT services.

For instructions on installation and use of either eduVPN or FortiClient please go the MyEUR page for EUR employees: [VPN connection](#) (log in with your ERNA-ID to access this page).

## VPN access to databases and other websites via FortiClient

FortiClient's VPN connection is only enabled for EUR systems and websites. If you want to use VPN for all websites, such as the databases of the UB, choose the 'All Traffic' profile when connecting to FortiClient. Read how to do this in the [Manual FortiClient – All Traffic profile](#).

## List of platforms and publishers' websites configured for SSO

These platforms are configured for SSO for EUR and/or Erasmus MC. For each platform/website more details are provided about how SSO is implemented, and personal accounts and privacy are handled.

### Clarivate

Clarivate uses SSO authentication for several resources. At Web of Science you can create and use a personal Clarivate account.

SSO provides access to databases:

- Web of Science,
- Journal Citation Reports (JCR)
- Essential Science Indicators (ESI)

**About privacy:** For anonymous access, authenticate only. If creating a personal Clarivate account, you may use a pseudonym.

### EBSCO

EBSCOhost provides a 'two-step' login: The first is a non-personal (anonymous) SSO authentication, giving you access, and additionally you may choose to log in to your personal profile, using SSO as well.

SSO provides access to all databases hosted on EBSCOhost, such as:

- Ebook collection
- Business Source Premier
- Historical Abstracts
- Etc.

**About privacy:** For anonymous access, authenticate only. If creating a personal EBSCO account, you may use a pseudonym.

### Elsevier

Elsevier uses one account for several websites and services.

You can use SSO for:

- ScienceDirect
- Scopus
- Scival
- Mendeley

**About privacy:** Anonymous access is possible with SSO, but EZproxy is recommended just to make sure that you don't use a previous authenticated session. You can register your account with any email address. If you work/study at more than one university, it is also possible to detach the account from EUR and keep it with you by giving it a new password at the Elsevier website.

### ProQuest

For a ProQuest profile "My Research" you can't use SSO. However, ProQuest does use the SSO of our EZproxyserver to authenticate access. For your My Research account you need to create a personal password.

Once authenticated, access is provided to all databases hosted on ProQuest, such as:

- Early Modern Books
- Proquest One Business
- Ebook Central



- Other databases on the ProQuest platform

**About privacy:** For anonymous access, authenticate only. If creating a personal ProQuest account, you may use a pseudonym.

### PubMed

NCBI (PubMed etc.) login requires you to share your institutional EUR name and email address. Consent is asked at first time login.

SSO provides access to:

- PubMed

**About privacy:** EZproxy is needed for anonymous access.

Note: The public URL for PubMed at the National Library of Medicine is:

<https://www.ncbi.nlm.nih.gov/>

### Digital Science

Digital Science only uses SSO and requires your name and email from the EUR to get access.

SSO provides access to the database:

- Dimensions

**About privacy:** Anonymous access is not possible.

### More websites with SSO

Beeld en Geluid op School	<a href="https://beeldengeluidopschool.nl">https://beeldengeluidopschool.nl</a>
Kluwer Navigator	<a href="https://www.navigator.nl">https://www.navigator.nl</a>
Juridisch-Economisch Lexicon	<a href="https://www.lexicons.nl/nlen">https://www.lexicons.nl/nlen</a>
NL Fiscaal	<a href="https://www.nlfiscaal.nl">https://www.nlfiscaal.nl</a>
Van Dale woordenboeken	<a href="https://www.vandale.nl/">https://www.vandale.nl/</a>