

Coursera learner data of MOOC 'Econometrics: Methods and Applications', November 2015 - September 2019
Start date: November 04, 2015; Report date: September 23, 2019

439,437

Unique Visitors [?](#)

100,058

Enrolled in Course [?](#)

68,257

Started Course [?](#)

1,210

Completed Course [?](#)

Stories

The section below shows number of learner stories your course has received, and displays the latest learner story for your course.

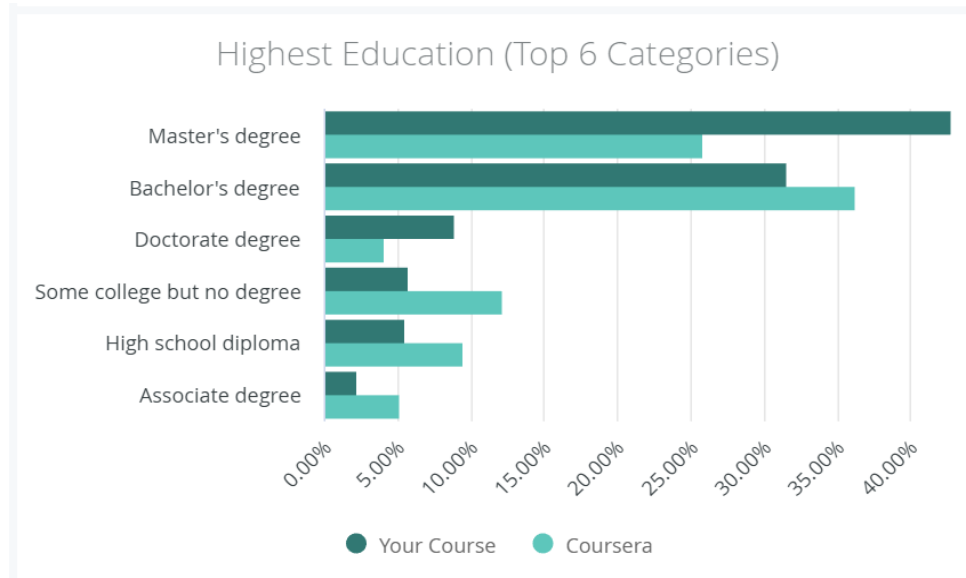
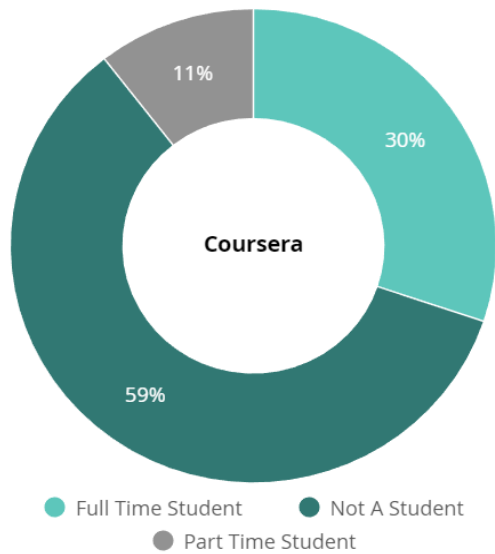
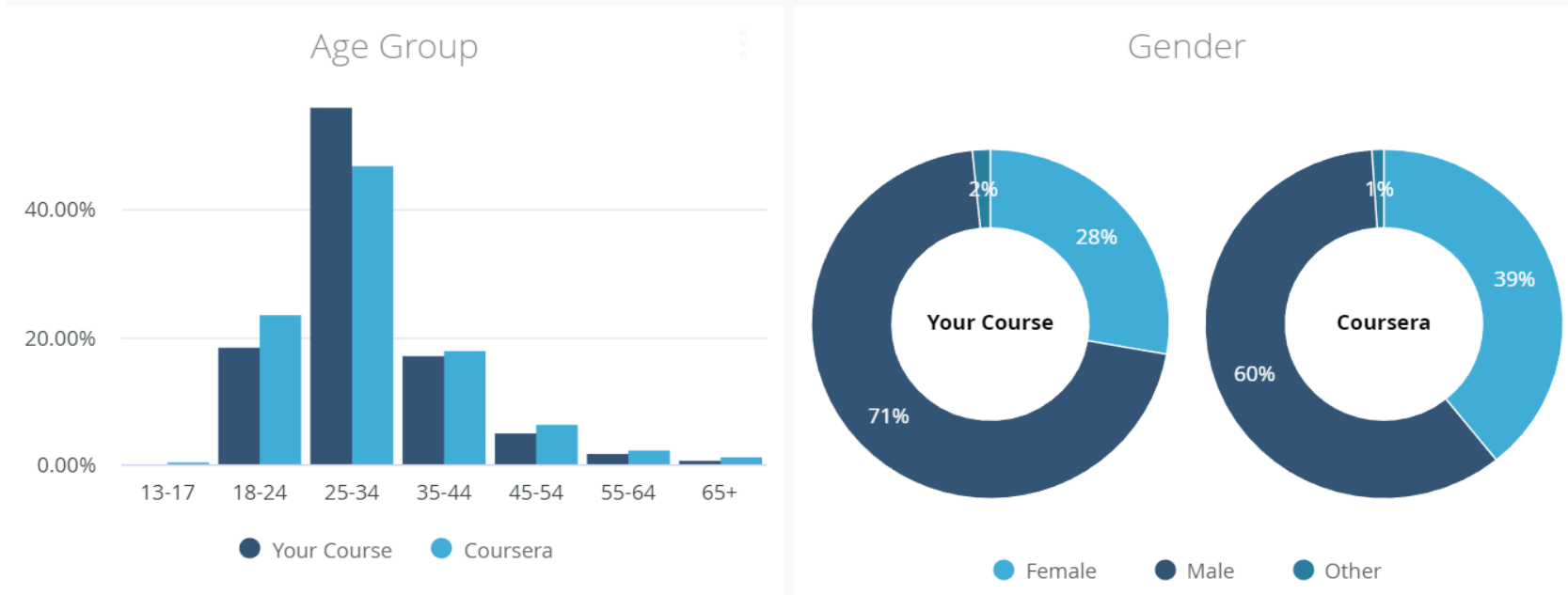
Latest Learner Story

I'm an aspiring economist. and this certificate is a step forward in achieving my dream. Thank you, Erasmus. this is memorable

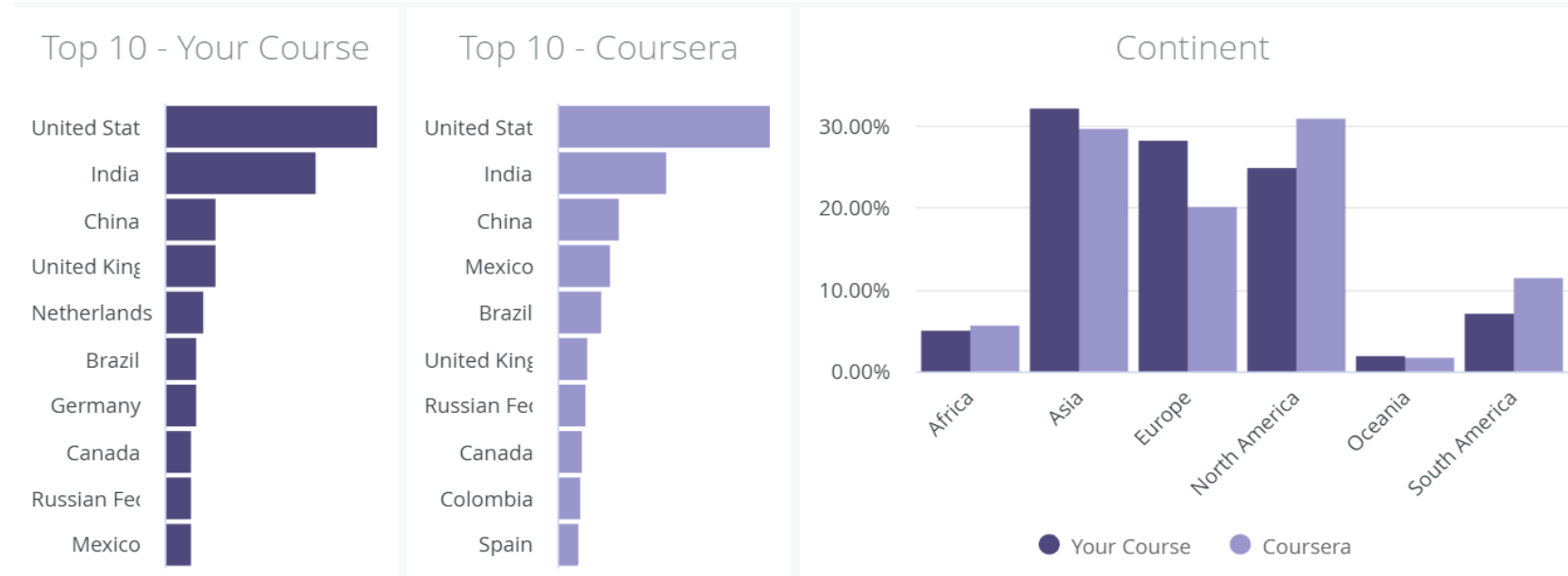
112

Learner Stories [?](#)

Relative to other MOOCs, learners have higher education and are more often male and between 25-34 years old



Relative to other MOOCs, more learners are from Europe and Asia and less from the Americas



Country reach: 211 countries

Rank	Country	%
1	United States	19.1
2	India	13.6
3	China	4.7
4	United Kingdom	4.6
5	Netherlands	3.5
6	Brazil	2.9
7	Germany	2.9
8	Canada	2.4
9	Russian Federation	2.3
10	Mexico	2.3

Rank	Country	%
11	France	2.01
12	Australia	1.80
13	Spain	1.54
14	Italy	1.37
15	Colombia	1.32
16	Singapore	1.30
17	Turkey	1.28
18	Hong Kong	1.25
19	Pakistan	1.22
20	Peru	1.18


Coursera MOOCs on Econometrics ranked by number of learners

Econometrics Courses | Coursera x +

← → ↻ 🏠 coursera.org/courses?query=econometrics&

Apps Free Hotmail Imported From IE Canvas-via-SURF Examination Board... Campus Woudestei...

coursera Explore ▾ 🔍 For Enterprise




Econometrics: Methods and Applications

Erasmus University Rotterdam

COURSE

★★★★☆ 4.6 (778) | 100K students

Mixed




Эконометрика (Econometrics)

National Research University Higher School of Economics

COURSE

★★★★☆ 4.9 (425) | 23K students

Mixed



Econometria Básica Aplicada

Universidade de São Paulo

COURSE

★★★★☆ 4.2 (38) | 4.1K students

Intermediate